
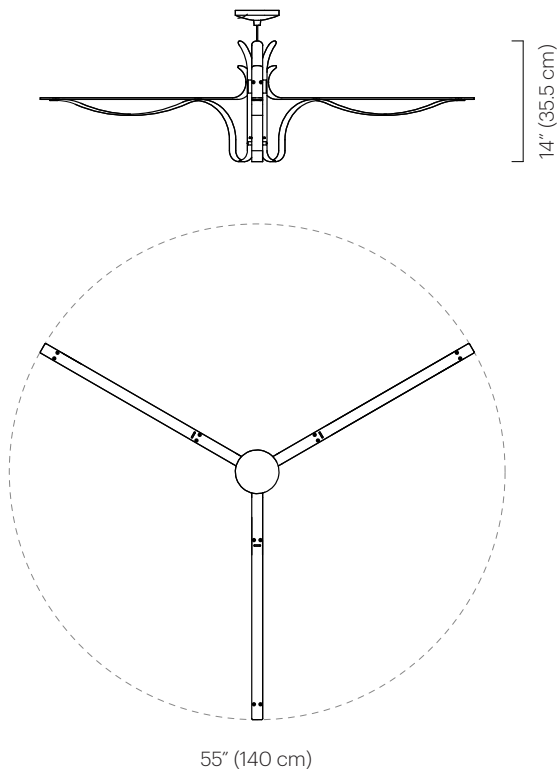


ARCHER Pendant Small

TECHNICAL SPECIFICATIONS

No. 470



Description

The ARCHER Pendant is a balanced fixture comprised of bowing curves. The fixture has three arms that transition to shades and are illuminated by a dimmable LED.

Materials

Shade/Frame: Powder coated aluminum
Ceiling mount: Powder coated steel
Drop: Stainless steel cable
Hardware: Black-oxide steel

Mount, Frame & Shade Color

- Black Gloss (black gloss interior)
- Grey Gloss (grey gloss interior)
- Ivory Satin (ivory satin interior)
- White Gloss (white gloss interior)

Custom colors available.

Lamping

LED: Warm white 2700K
CRI: 90+
70,000 LED life hours (approx.)

Weight

5 lbs (2.3 kg)

Remarks

Specify drop length.
Approx. 6" of extra cable and cord included.
Only available in two sizes, no custom diameters.
Ceiling mount color matches specified shade/frame.
White electrical cord is standard.
Additional weight support recommended for junction box installation.
Indoor use and dry locations only.

Dimensions

Fixture diameter: 55" (140 cm)
Fixture height: 14" (35.5 cm)
Canopy mount: 6.5" Ø x 1.25" H
(17 Ø x 3 cm H)
Minimum overall height: 17" (43 cm)

**David
Weeks
Studio**



STUDIO
281 Park Ave
Brooklyn, NY 11205
212 966 3433

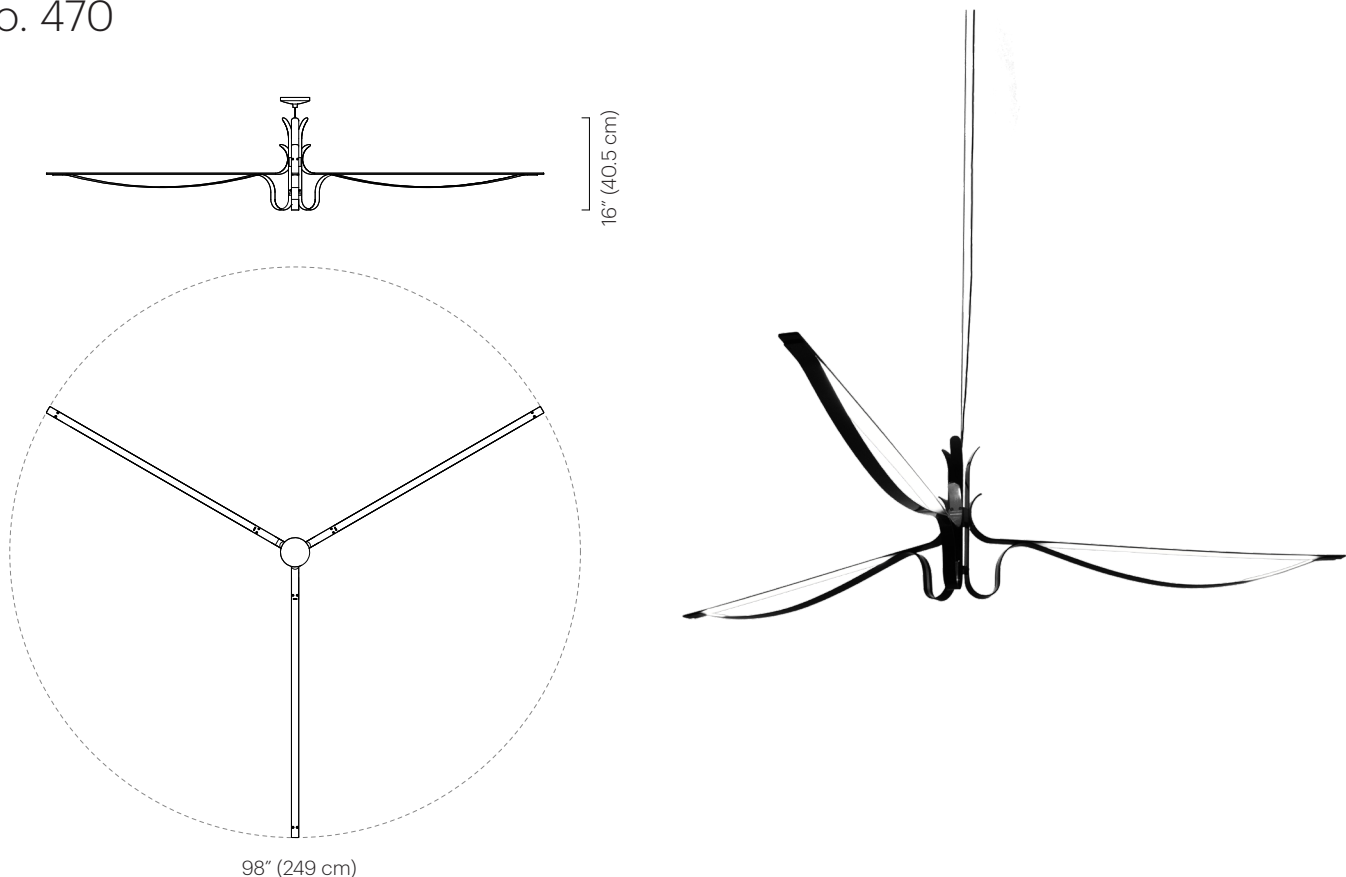
sales@DavidWeeksStudio.com
www.DavidWeeksStudio.com

May 2025

ARCHER Pendant Large

TECHNICAL SPECIFICATIONS

No. 470



Description

The ARCHER Pendant is a balanced fixture comprised of bowing curves. The fixture has three arms that transition to shades and are illuminated by a dimmable LED.

Materials

Shade/Frame: Powder coated aluminum
Ceiling mount: Powder coated steel
Drop: Stainless steel cable
Hardware: Black-oxide steel

Mount, Frame & Shade Color

- Black Gloss (black gloss interior)
- Grey Gloss (grey gloss interior)
- Ivory Satin (ivory satin interior)
- White Gloss (white gloss interior)

Custom colors available.

Lamping

LED: Warm white 2700K
Lumens: 7000 (equivalent to ten 70,000 LED life hours (approx.)

Weight

5 lbs (2.3 kg)

Remarks

Specify drop length.
Approx. 6" of extra cable and cord included.
Only available in two sizes, no custom diameters.
Ceiling mount color matches specified shade/frame.
White electrical cord is standard.
Additional weight support recommended for junction box installation.
Indoor use and dry locations only.

Dimensions

Fixture diameter: 98" (249 cm)
Fixture height: 16" (40.5 cm)
Canopy mount: 6.5" Ø x 1.25" H (17 Ø x 3 cm H)
Minimum overall height: 19" (48 cm)



**David
Weeks
Studio**

STUDIO
281 Park Ave
Brooklyn, NY 11205
212 966 3433

sales@DavidWeeksStudio.com
www.DavidWeeksStudio.com